

# S 51 SX

Truck-mounted concrete pump



**MADE IN GERMANY**  
by SCHWING-Stetter 

Vertical reach		50.10 m
Concrete output	max.	162 m <sup>3</sup> /h
Pressure on concrete	max.	85 bar
Tare weight		< 40 t



RECORD BREAKING ENGINEERING



# The S 51 SX from SCHWING

## Advantages and benefits at a glance

### Pumpkit

Only the SX outriggers by SCHWING allows the longstroke pump kit P2525 with 2.50 m long pumping cylinders to be used in this class of machine. Advantages: even smoother operation and 15% less strokes than other pump kits available in this class.




### Open hydraulic system

The open hydraulic system of the S 51 SX converts the engine power efficiently into pump power with little loss. Thus, typical output rates can be achieved with a fuel-saving engine speed of just over 1000 rpm.



### Concrete valve


Thanks to its intelligent design, the ROCK valve suffers significantly less wear and tear than other concrete valves. It is also quick to clean and is demonstrably easier to maintain. The advantages for the S 51 SX: shorter servicing times, higher machine uptime and lower maintenance costs.



### Supply control

The water box can be filled and emptied, and the water pump, agitator, spray hose, high pressure cleaner and compressor, all controlled via the standardised supply control. This is the standard for all SCHWING truck-mounted concrete pumps for greater clarity and ease of operation.





### Boom

Thanks to the easy to operate RZ system and large opening angles of the boom stages 4 (235°) and 5 (230°), the S 51 SX is extremely flexible and safe during operation. Further benefits are the low unfolding height of just 9.80 m and large slewing range of 2 x 365°. To increase safety when pumping and to minimise the danger of blockages, only standard elbows with a large radius and camber of 275 mm are used with the boom pipes of the S 51 SX.

### SX outriggers

The single section SX outriggers developed by SCHWING combine high torsional rigidity and excellent stability with minimum space requirement. The protected piston rod and internally laid hydraulic lines prevent damage and reduce service costs.



### Optional: Remote control SC 50

The light weight, easy to use and comfortable SC 50 helps minimise fatigue, allowing the operator to focus on the job for extended periods. The powerful batteries guarantee an operating time of at least 8 hours.



### High resolution colour display: VECTOR Control

The machine operator can inspect machine data, operating conditions and settings on S 51 SX, changing various parameters, all through the intuitive VECTOR control. The integrated diagnostic system ensures safe operation and also reminds the operator when maintenance is necessary.

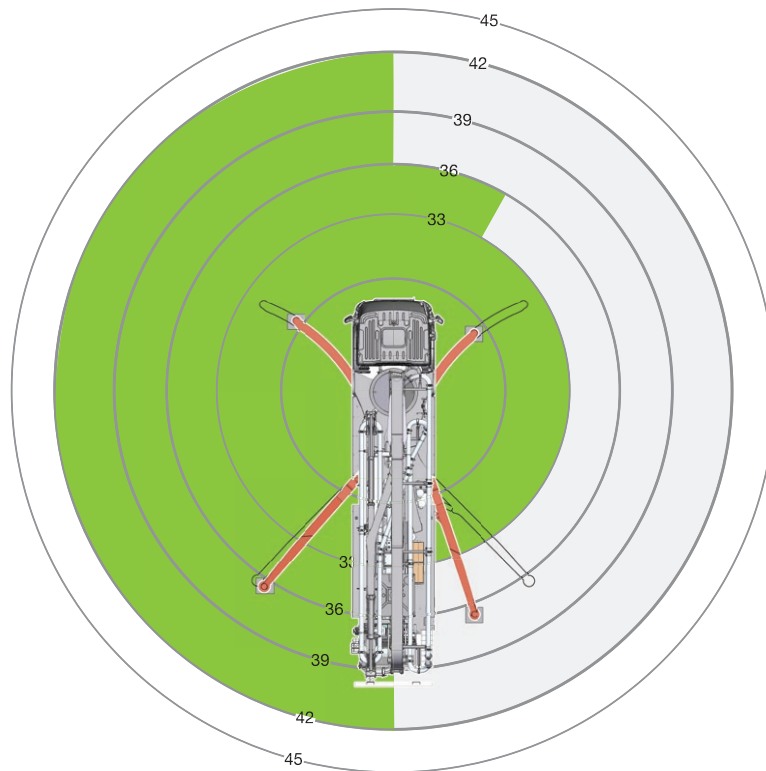


# DynaRig

## New dynamic support system

### Flexibility and dynamic

The new DynaRig support system developed by SCHWING-Stetter supplements the proven EASy support systems with a dynamic, flexible variant. The new system shows its advantages especially in demanding, cramped construction site situations: Depending on the space conditions on the construction site, the machine operator can position the four supports of the machine as desired. The SCHWING machine control system then automatically calculates the resulting reach in the respective sector.



### More reach

#### Left outrigger:

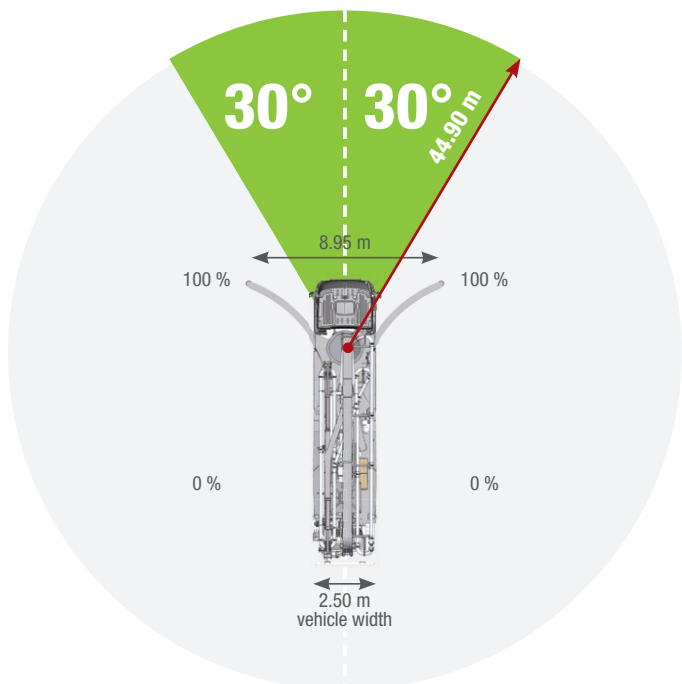
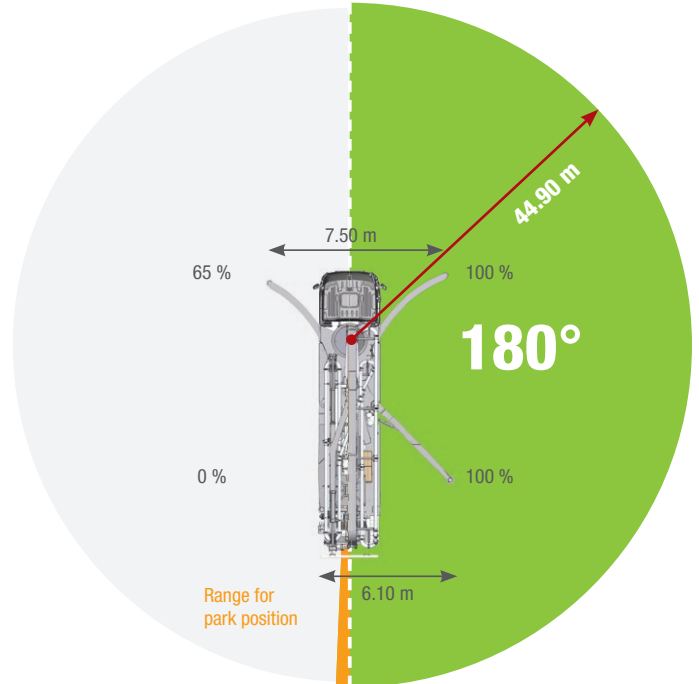
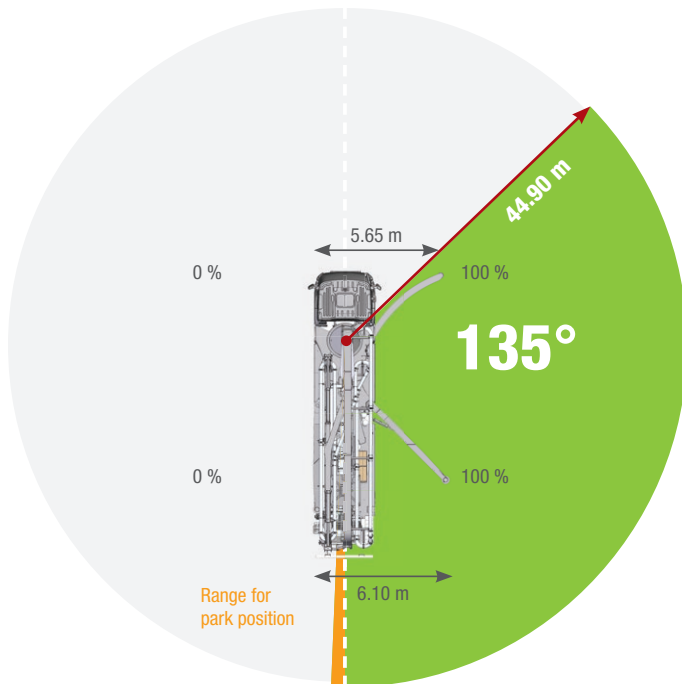
In this example configuration, the left front outrigger is fully extended and the left rear outrigger is not fully extended. This results in a reach on the left side of the machine of 42 metres.

#### Right outrigger:

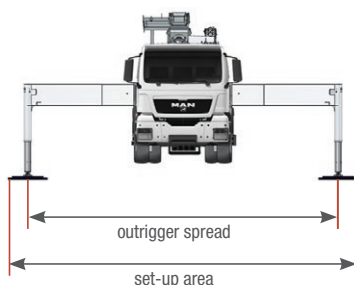
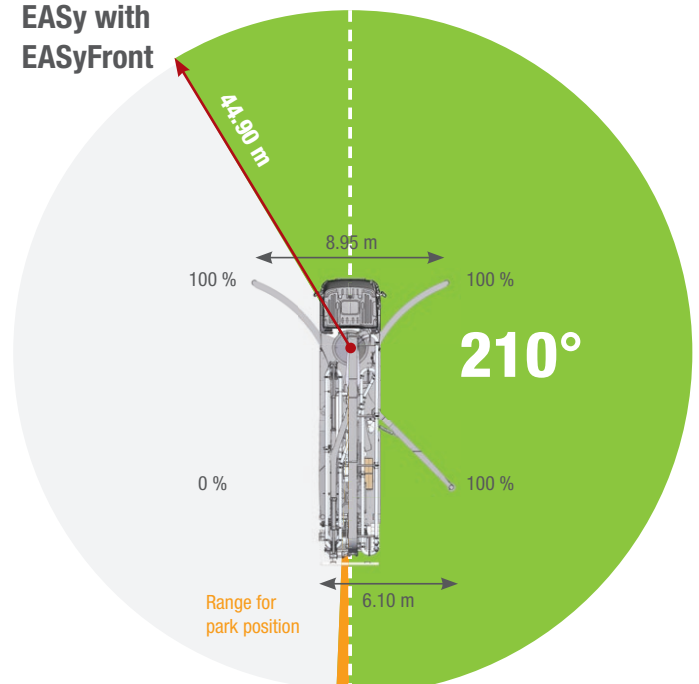
The position of the front, right support gives a reach in the front, right segment of 36 metres. The position of the rear support results in a reach of 33 metres for the remaining segment.

## EASy and EASyflex

The outrigger systems EASy and EASyflex extend the range of applications of the S 51 SX. With EASy, the concrete pump can be safely supported on one side, if required, whilst covering a working range of 135°. EASyflex provides further outrigger combinations and as such, more flexibility on the jobsite. In this way, pump applications can be achieved with maximum working safety even in difficult, restricted spaces. More flexibility for more safety.



**EASy with EASyFront**



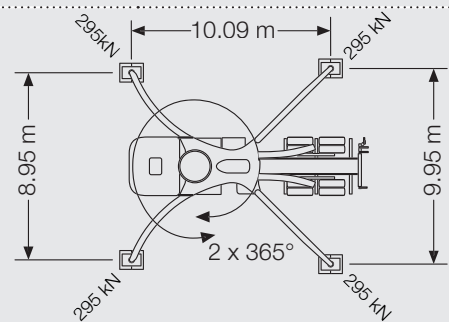
The outrigger spreads as specified are measured from the centre of the outrigger leg. Any cribbing or underlay timbers must be taken into account when determining the required set-up area.



## S 51 SX Truck-mounted concrete pump

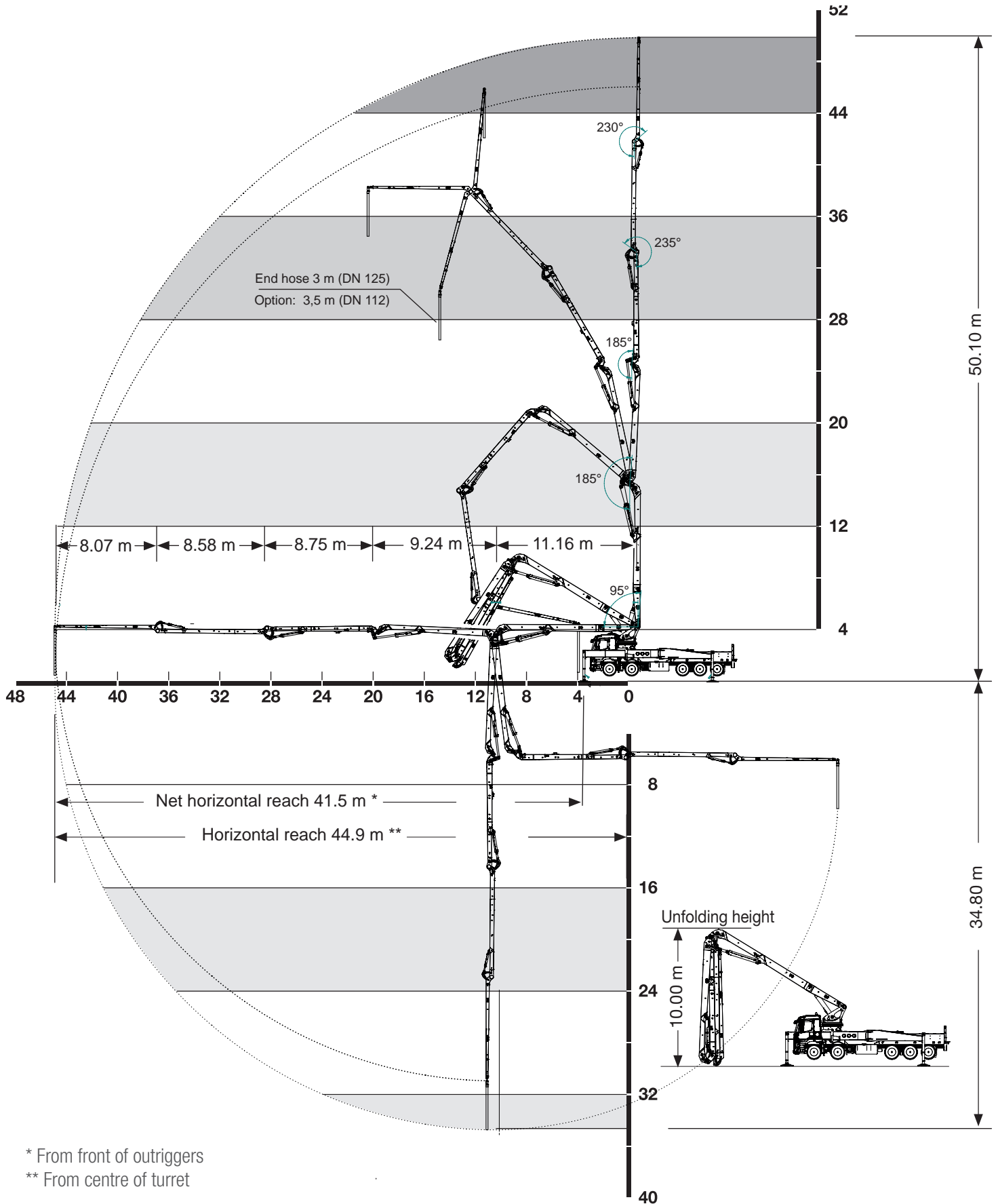
# Technical data

Performance			
Pump kit		P2023-110/75	P2525-120/85
Drive	l/min	636	636
Delivery cylinders	mm	230 x 2,000	250 x 2,500
Concrete output max.	m <sup>3</sup> /h	161	162
Pressure on concrete max.	bar	85	85
Stroke rate max.	1/min.	32	22
Concrete valve		B-ROCK	B-ROCK
Hydraulic system			
Design		open system	
Hydraulic tank	l	500	
Boom		51 RZ	
Delivery line		DN 125	
Length of end hose	m	3.00 with end hose DN 125 / 3.50 (1.00 + 2.50) with end hose DN 112	
Vertical reach	m	50.10	
Reach depth	m	34.80	
Horizontal reach	m	44.90 (from centre of turret)	
Net horizontal reach	m	41.50 (from front of outriggers)	
Number of boom sections		5	
Height of the inflexion points	m	4.30 / 15.40 / 24.70 / 33.45 / 42.00	
Slewing range		2 x 365°	
Folding height	m	10.00	
Support			
Outrigger width, front	m	8.95	
Outrigger width, rear	m	9.30	
Outrigger load, front	kN	245	
Outrigger load, rear	kN	240	
Chassis (examples*)		Mercedes-Benz Arocs 4753	Mercedes-Benz Arocs 4440
Axles configuration		10x4	8x4
Wheelbase	mm	5,750	6,350
Length	mm	13,210	13,210
Miscellaneous			
Water tank	l	610	
Operating weight	t	< 40	< 40



\*Can be mounted on different chassis frames

# Working range



\* From front of outriggers

\*\* From centre of turret



schwing-stetter



schwing.stetter



SCHWING concrete pumps. Efficiency as standard.



**SCHWING  
Stetter**

SCHWING GmbH  
Heerstrasse 9-27 · 44653 Herne, Germany  
Phone +49 23 25 - 987-0 · Fax +49 23 25 - 72922  
www.schwing-stetter.com · info@schwing.de

Stetter GmbH  
Dr.-Karl-Lenz-Strasse 70 · 87700 Memmingen, Germany  
Phone +49 83 31 - 78-0 · Fax +49 83 31 - 78 275  
www.schwing-stetter.com · info@stetter.de

Subject to technical and dimensional modifications. Illustrations are non-binding. The exact standard specification, the scope of delivery and the technical data are detailed in the offer.